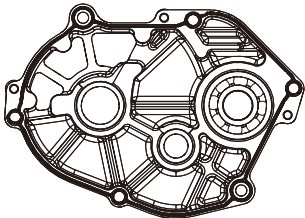


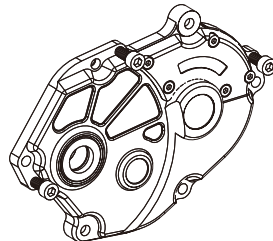
DE

## GETRIEBEBEDECKEL R/T CNC-TYPE, 2-GETEILT, INKL. ZUBEHÖR

S6-2216608



Um Schäden am O-Ring durch Verrutschen zu vermeiden, muss die rückseitige Nut vor der Montage des O-Rings mit Fett bestrichen werden.



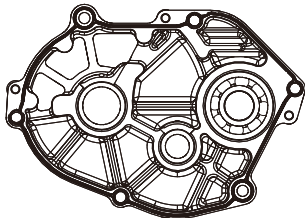
Zur Demontage des Getriebedeckels werden drei Schrauben gleichmäßig in die Abdrückgewinde geschraubt.

**Weitere Informationen und Testberichte im Internet unter:**  
**<http://www.stage6.de/instructions/S6-2216608>**

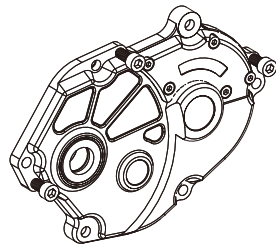
EN

## GEARBOX COVER R/T CNC-TYPE, 2-PART, INCL. ACCESSORIES

S6-2216608



In order to avoid damage to the O-ring due to slipping, the groove on the back has to be greased before the O-ring is installed.



In order to remove the gearbox cover, three bolts will have to be evenly screwed into the extractor threads.

**For more information and test reports, go to:  
<http://www.stage6.de/instructions/S6-2216608>**